

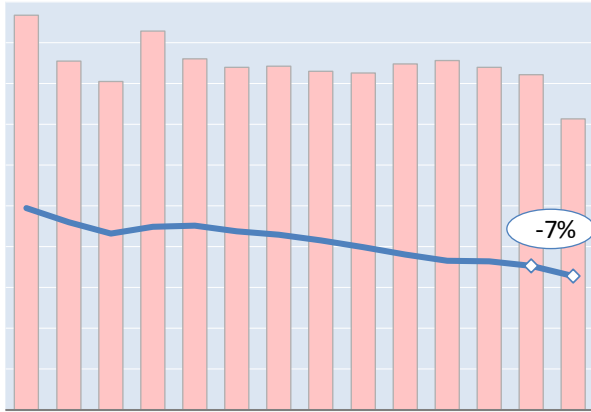
Actual Yields against Volume Development

Latest 14 months

— Actual yield including charges (in USD)

█ Chargeable weight development

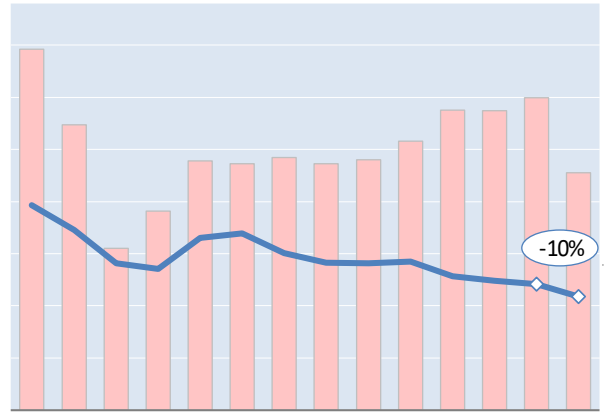
Worldwide



D J F M A M J J A S O N D J

Dec '21 = \$4.44 Dec '22 = \$3.17 Jan '23 = \$2.95

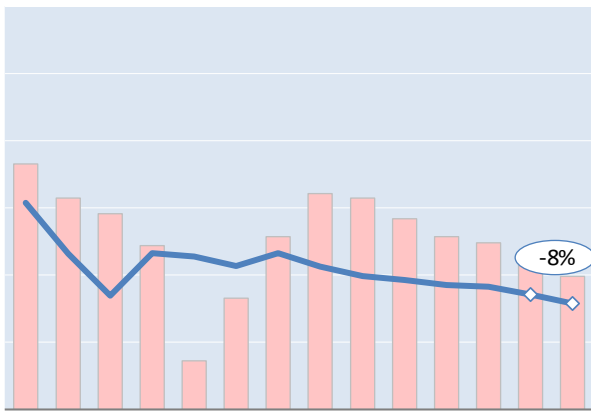
Hong Kong to USA



D J F M A M J J A S O N D J

Dec '21 = \$10.09 Dec '22 = \$6.19 Jan '23 = \$5.59

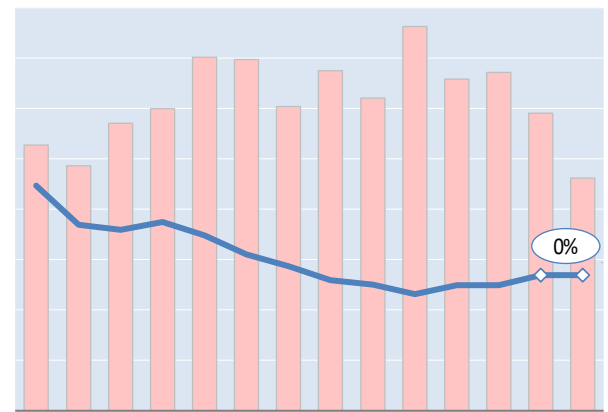
Shanghai to Germany



D J F M A M J J A S O N D J

Dec '21 = \$9.21 Dec '22 = \$5.12 Jan '23 = \$4.72

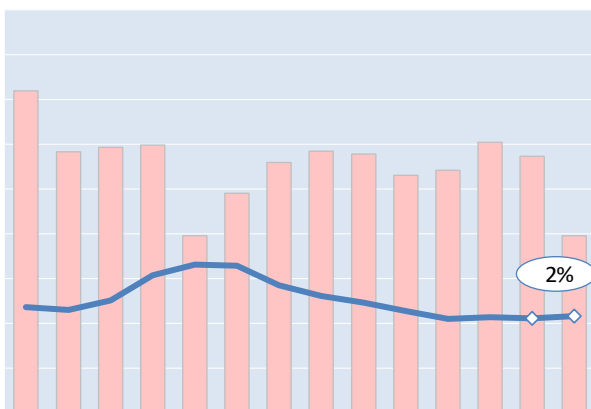
Amsterdam to USA



D J F M A M J J A S O N D J

Dec '21 = \$5.02 Dec '22 = \$3.02 Jan '23 = \$3.02

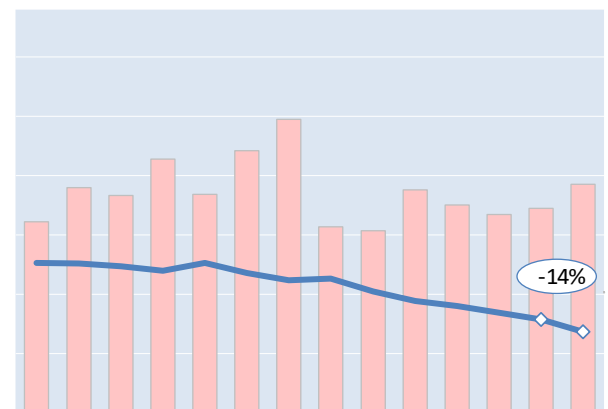
Frankfurt to China



D J F M A M J J A S O N D J

Dec '21 = \$2.36 Dec '22 = \$2.11 Jan '23 = \$2.16

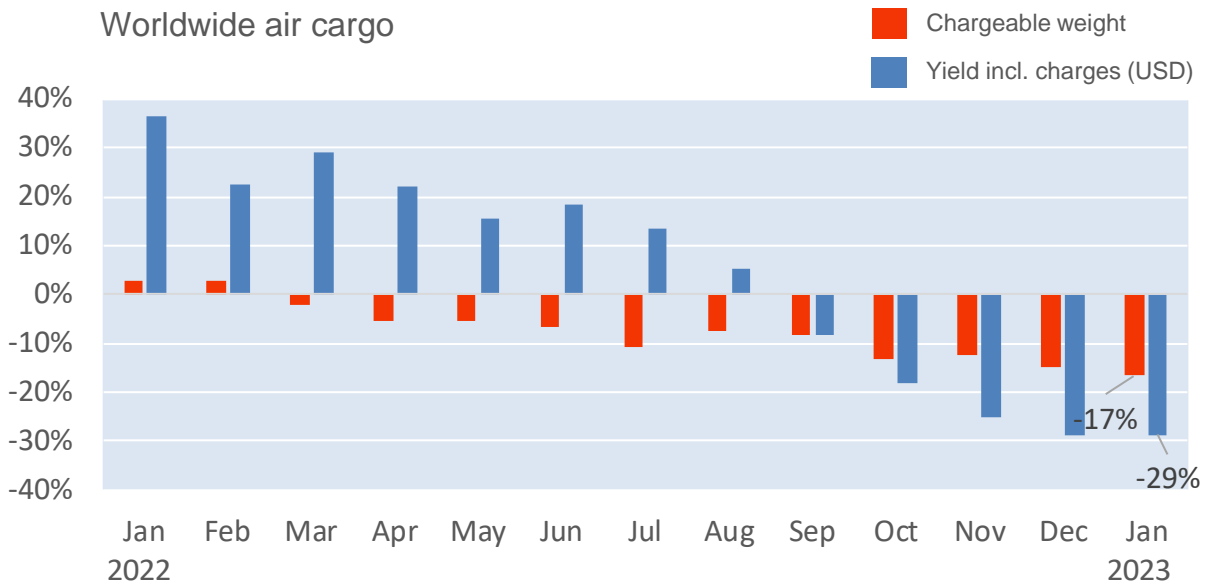
Mumbai to UK



D J F M A M J J A S O N D J

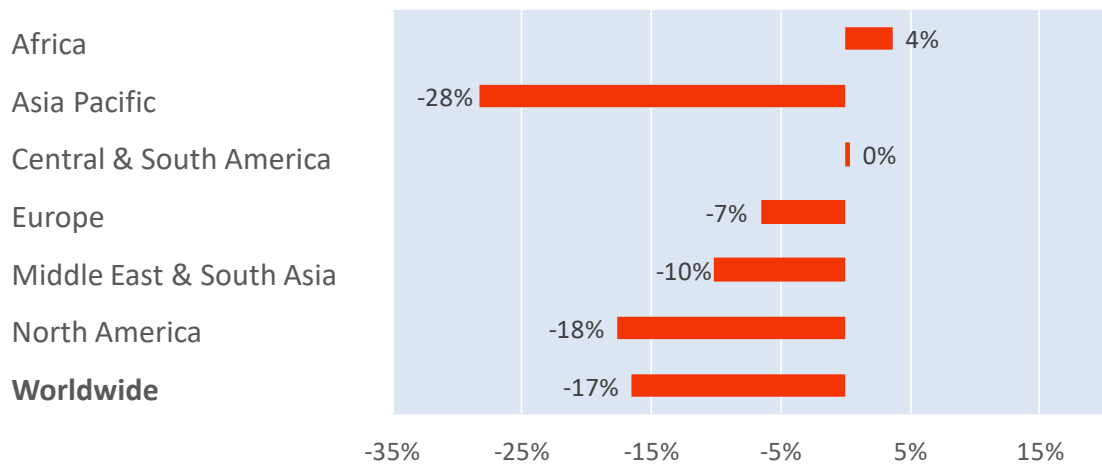
Dec '21 = \$3.35 Dec '22 = \$2.09 Jan '23 = \$1.81

## Monthly Change Year-on-Year - Weight and Yield



## Monthly Change Year-on-Year – Weight per Origin Region

### Chargeable weight (January 2023)



## Monthly Change Year-on-Year – Weight per Product Category

### Chargeable weight (January 2023)

