

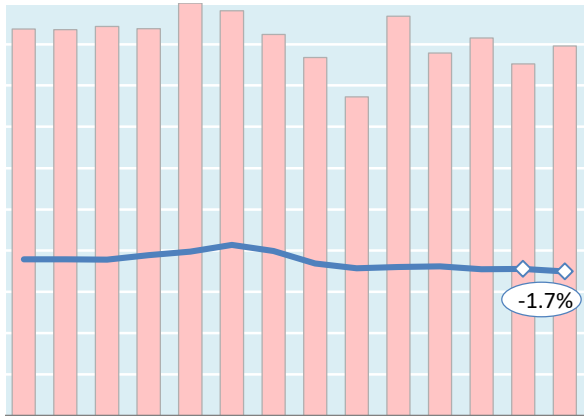
Actual Yields against Volume Development

Latest 14 months

— Actual yield including charges (in USD)

█ Chargeable weight development

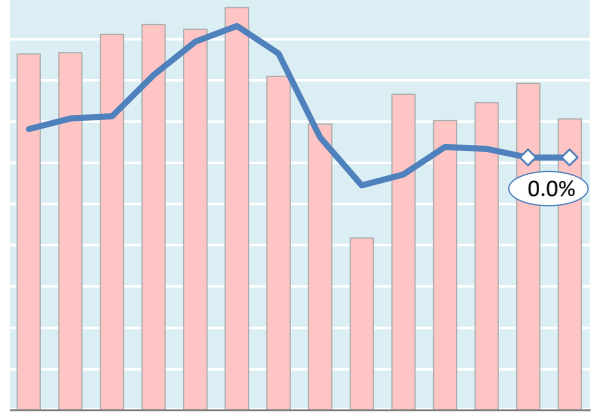
Worldwide



Jun '18 = \$1.89 Jun '19 = \$1.78 Jul '19 = \$1.75

-1.7%

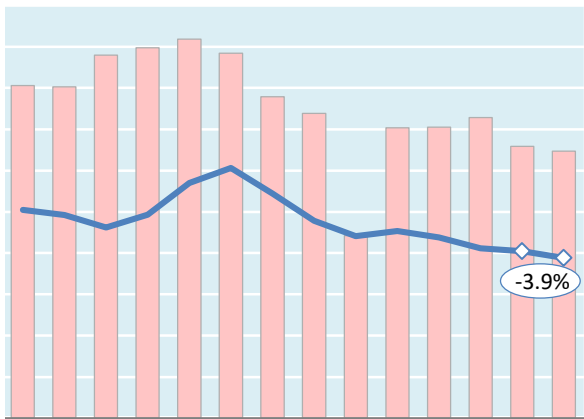
Hong Kong to USA



Jun '18 = \$3.41 Jun '19 = \$3.06 Jul '19 = \$3.06

0.0%

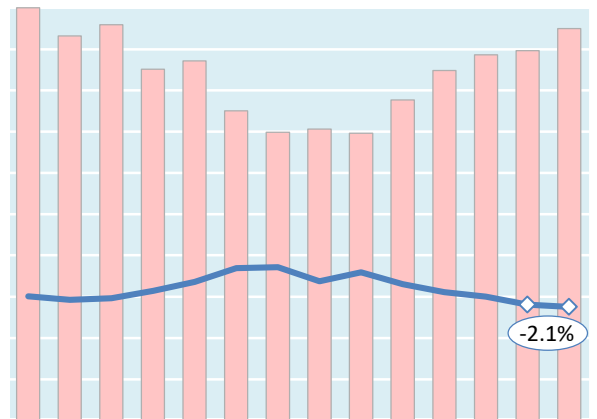
Shanghai to Germany



Jun '18 = \$2.52 Jun '19 = \$2.02 Jul '19 = \$1.94

-3.9%

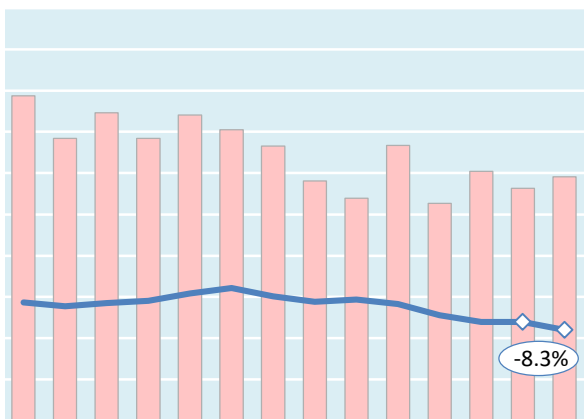
Amsterdam to USA



Jun '18 = \$1.50 Jun '19 = \$1.40 Jul '19 = \$1.38

-2.1%

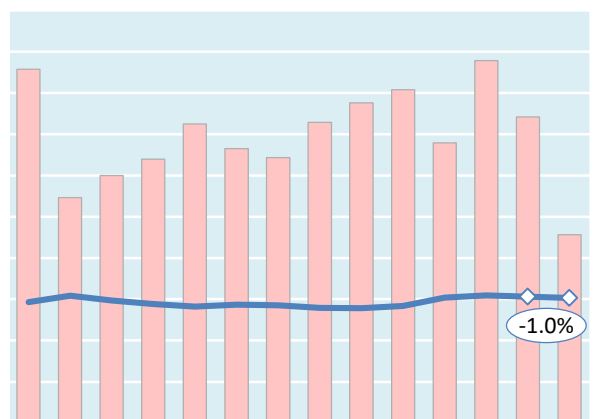
Frankfurt to China



Jun '18 = \$1.43 Jun '19 = \$1.20 Jul '19 = \$1.10

-8.3%

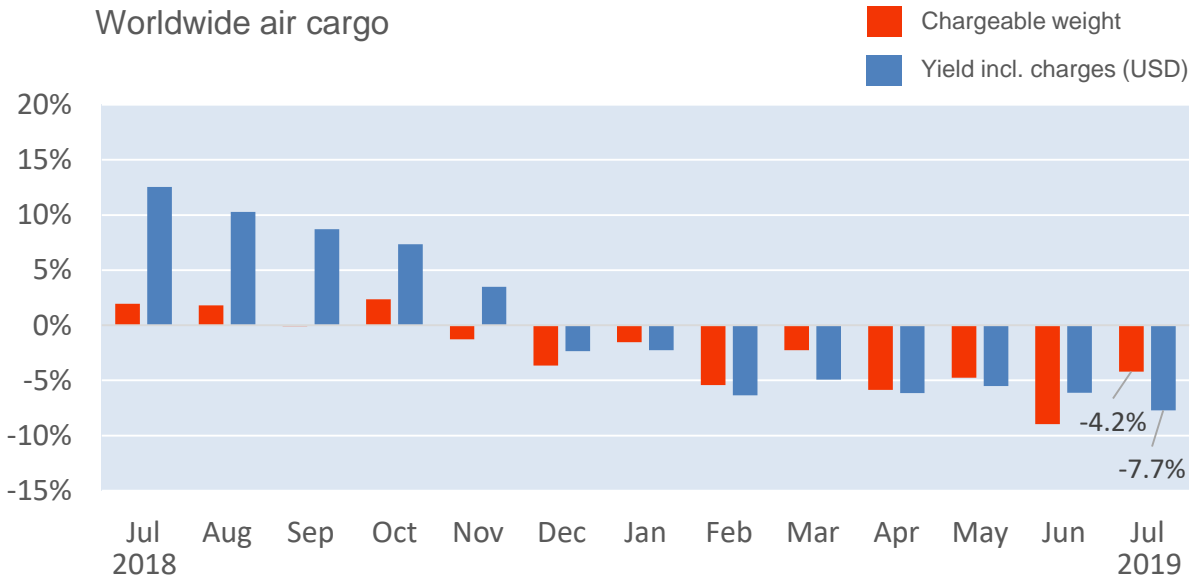
Mumbai to UK



Jun '18 = \$1.47 Jun '19 = \$1.53 Jul '19 = \$1.52

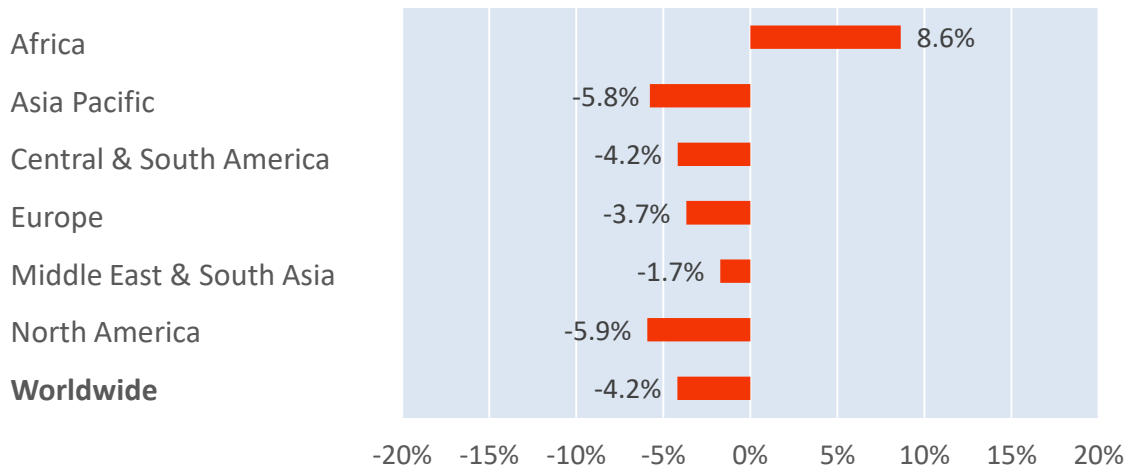
-1.0%

Monthly Change Year-on-Year - Weight and Yield



Monthly Change Year-on-Year – Weight per Origin Region

Chargeable weight (July 2019)



Monthly Change Year-on-Year – Weight per Product Category

Chargeable weight (July 2019)

