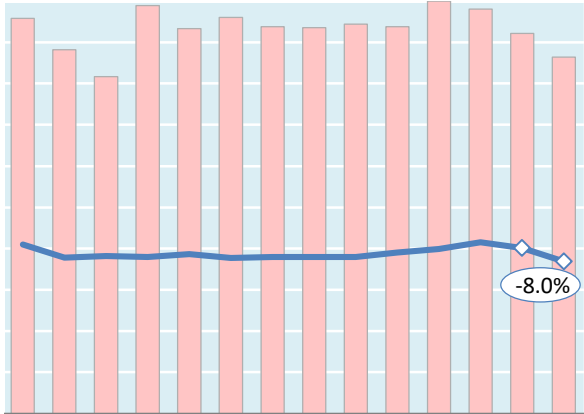


Actual Yields against Volume Development

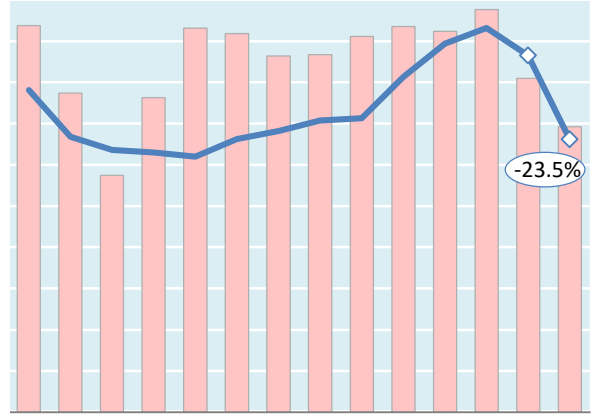
Latest 14 months — Actual yield including charges (in USD) ■ Chargeable weight development

Worldwide



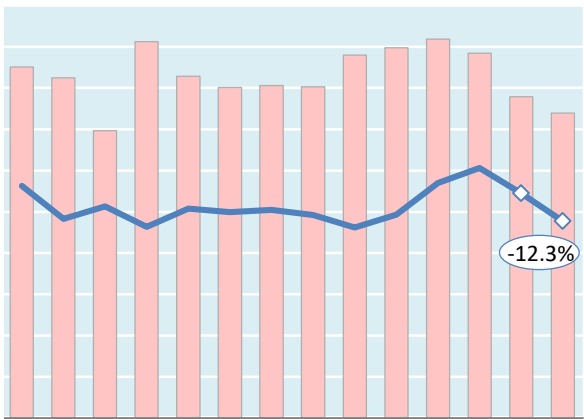
D J F M A M J J A S O N D J
 Dec '17 = \$2.05 Dec '18 = \$2.00 Jan '19 = \$1.84

Hong Kong to USA



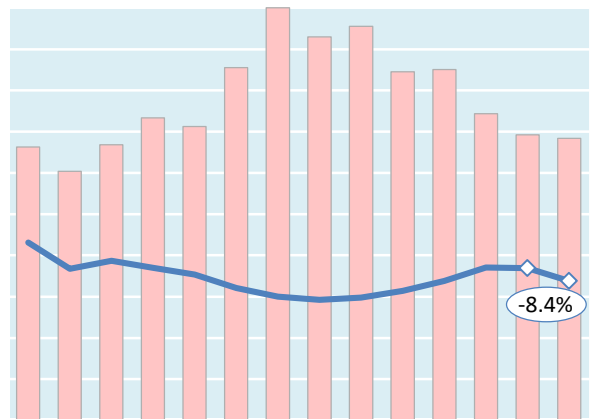
D J F M A M J J A S O N D J
 Dec '17 = \$3.91 Dec '18 = \$4.33 Jan '19 = \$3.31

Shanghai to Germany



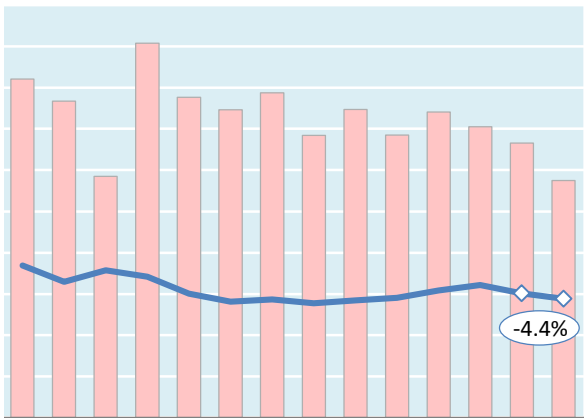
D J F M A M J J A S O N D J
 Dec '17 = \$2.81 Dec '18 = \$2.72 Jan '19 = \$2.39

Amsterdam to USA



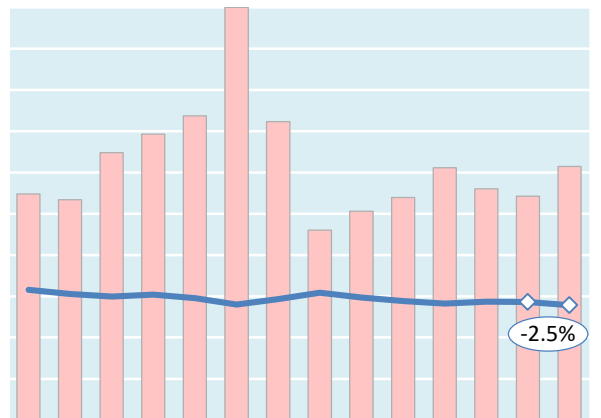
D J F M A M J J A S O N D J
 Dec '17 = \$2.15 Dec '18 = \$1.84 Jan '19 = \$1.69

Frankfurt to China



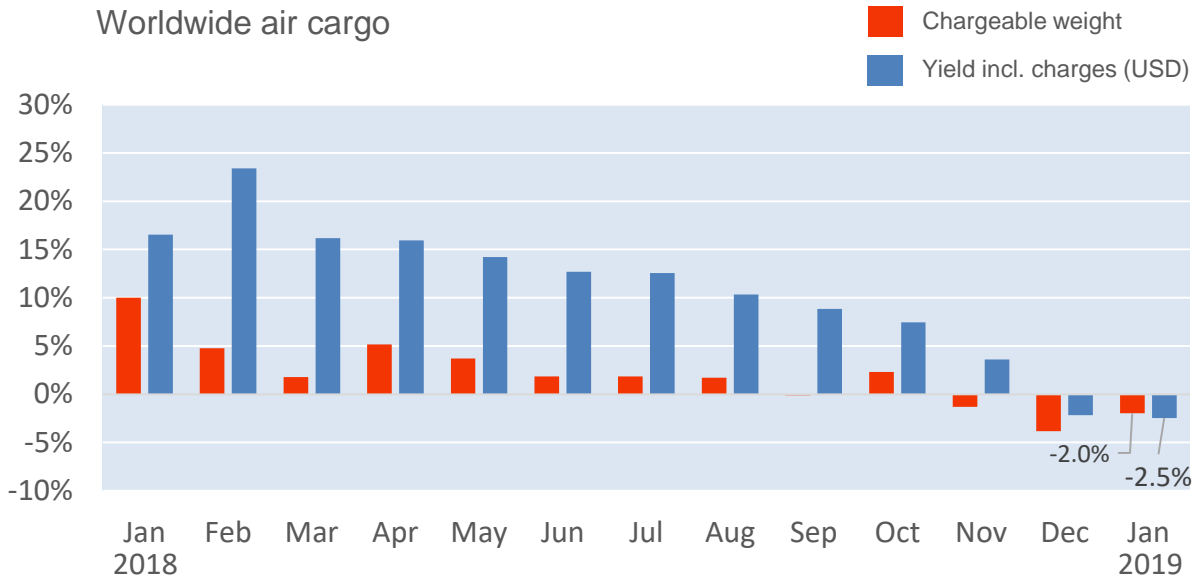
D J F M A M J J A S O N D J
 Dec '17 = \$1.84 Dec '18 = \$1.51 Jan '19 = \$1.44

Mumbai to UK



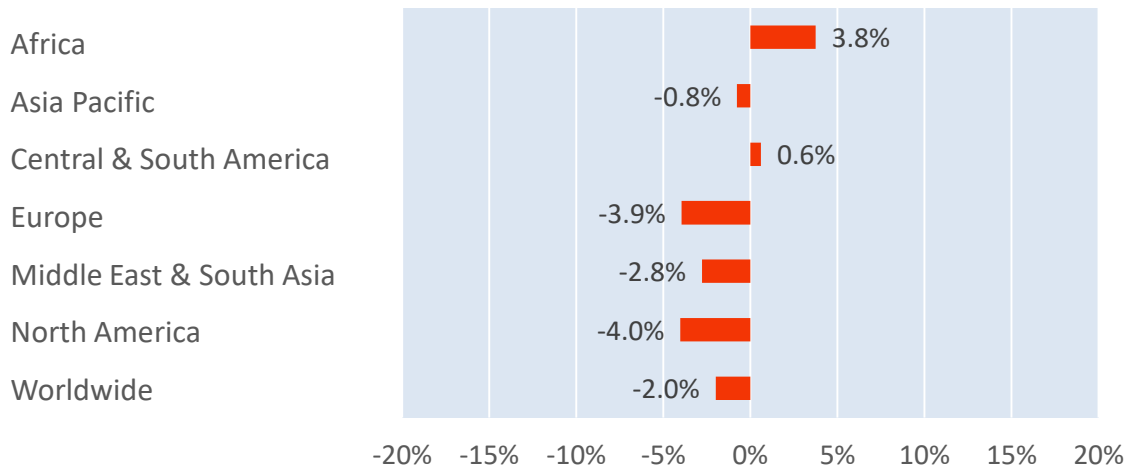
D J F M A M J J A S O N D J
 Dec '17 = \$1.58 Dec '18 = \$1.43 Jan '19 = \$1.39

Monthly Change Year-on-Year - Weight and Yield



Monthly Change Year-on-Year – Weight per Origin Region

Chargeable weight (January 2019)



Monthly Change Year-on-Year – Weight per Product Category

Chargeable weight (January 2019)

